

Enfield COVID19 Dashboard

[View in Power BI](#) ↗

Last data refresh:
6/11/2021 11:40:41 AM UTC

Downloaded at:
6/11/2021 11:45:41 AM UTC

ENFIELD COVID-19 DATA



TOTALS

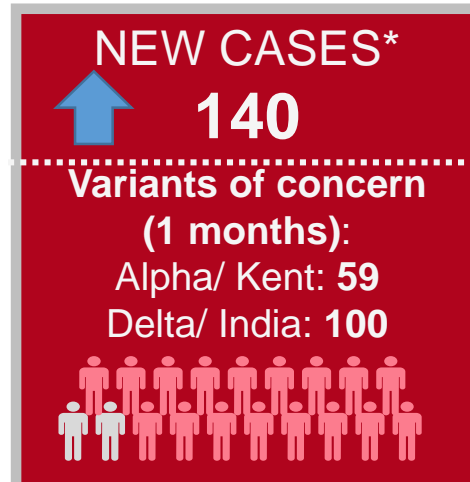
Cases = 01 Jan 20 – 13 June 21
Deaths = 01 Jan 20 – 4 June 21

(7 June – 13 June 21)

4th- 10th June



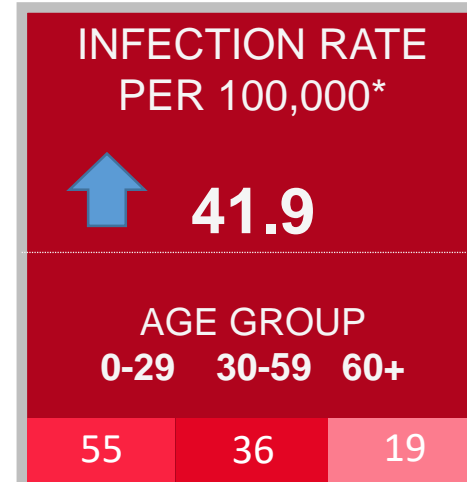
7 June – 13 June 21



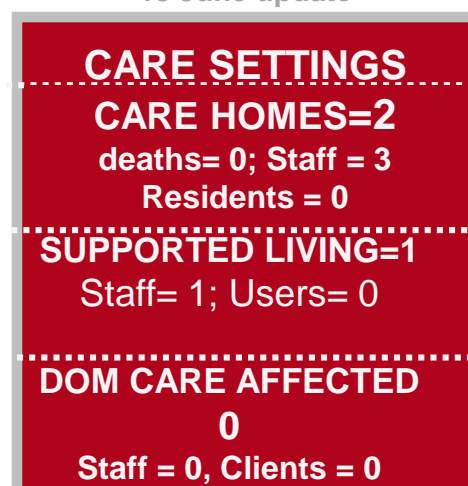
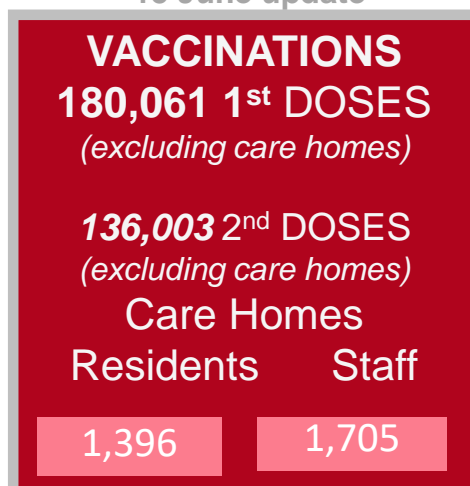
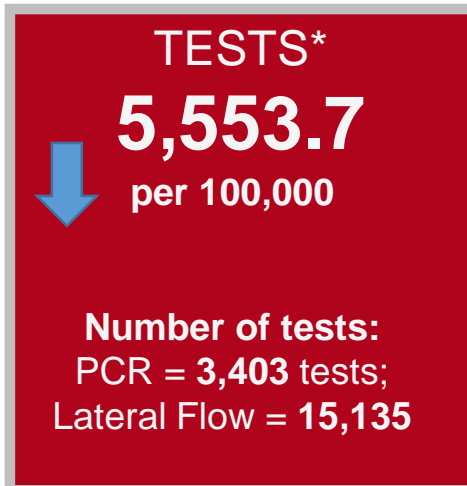
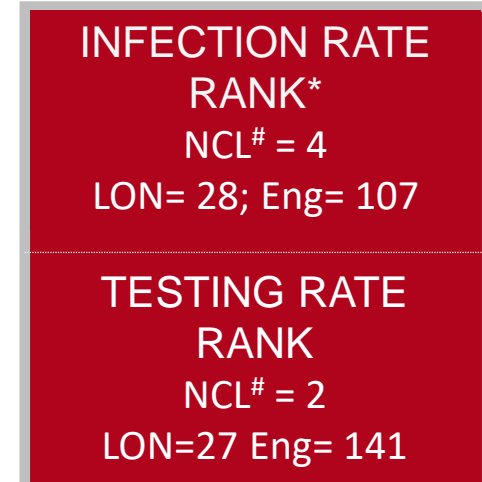
15 June update



15 June update



14 June update



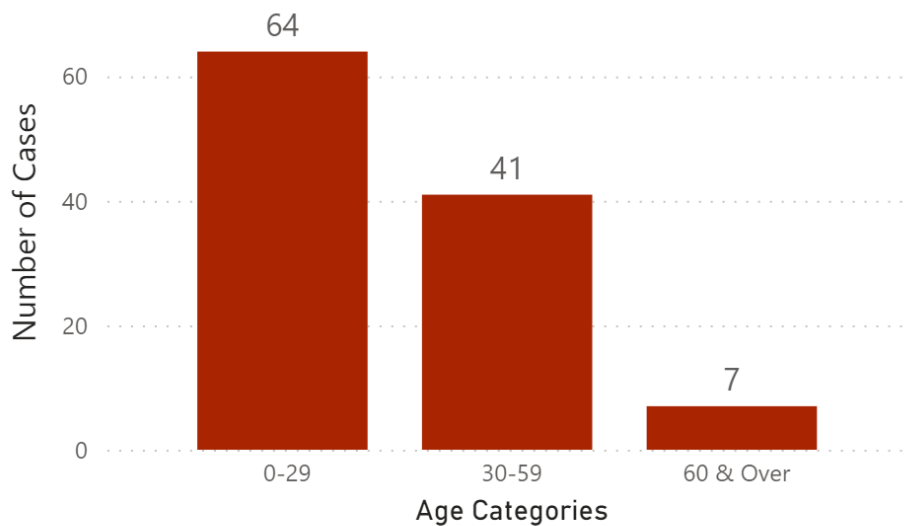
*ONS weekly mortality records compared with 2015- 19 deaths.

#North Central London include Camden, Barnet, Enfield, Haringey & Islington

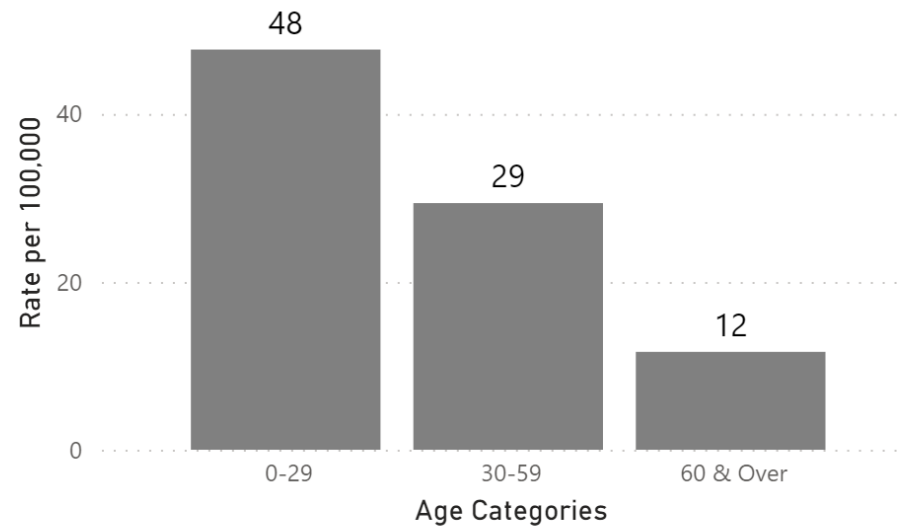
↑↓ Change since last week of data

Number of COVID-19 Cases by Broad Age Categories

Time Period
 ■ 7-Days
 □ 28-Days
 □ 14-Days

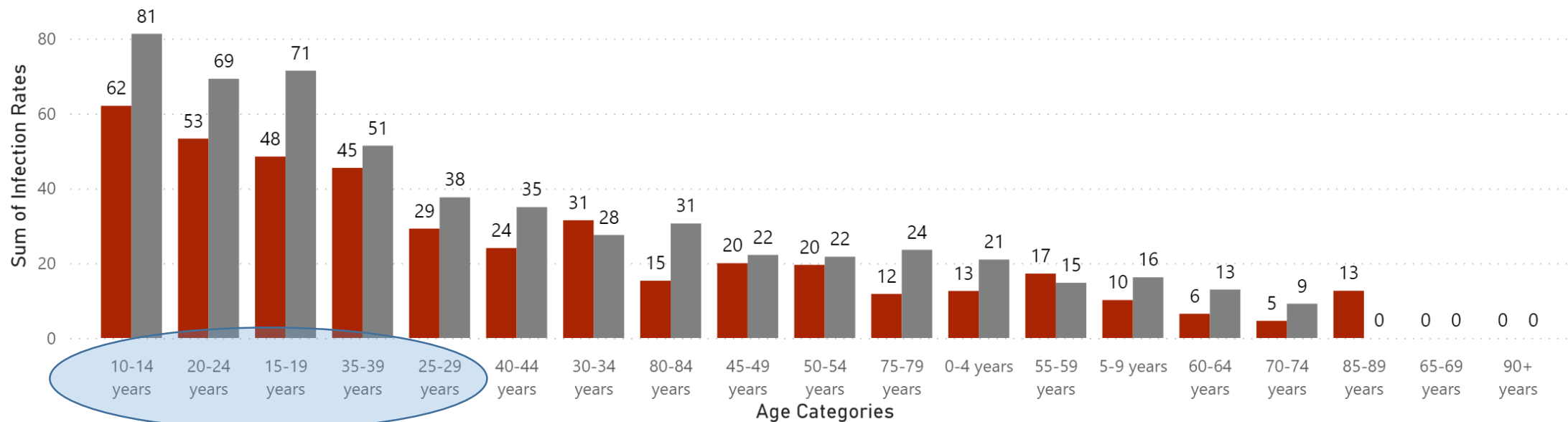


Infection Rate per 100,000 by Broad Age Categories

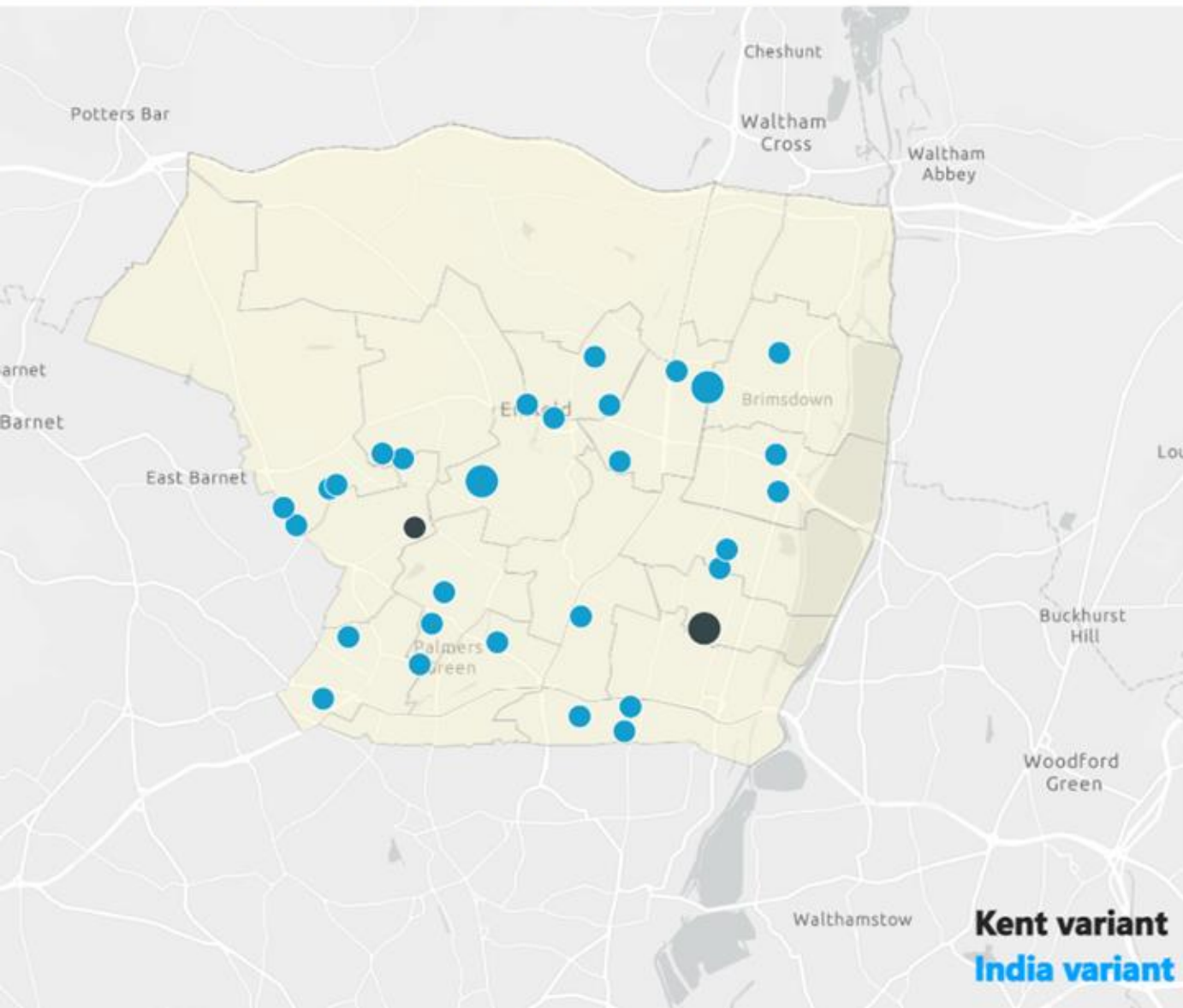


Infection Rate per 100,000 by 5-Year Age Brackets

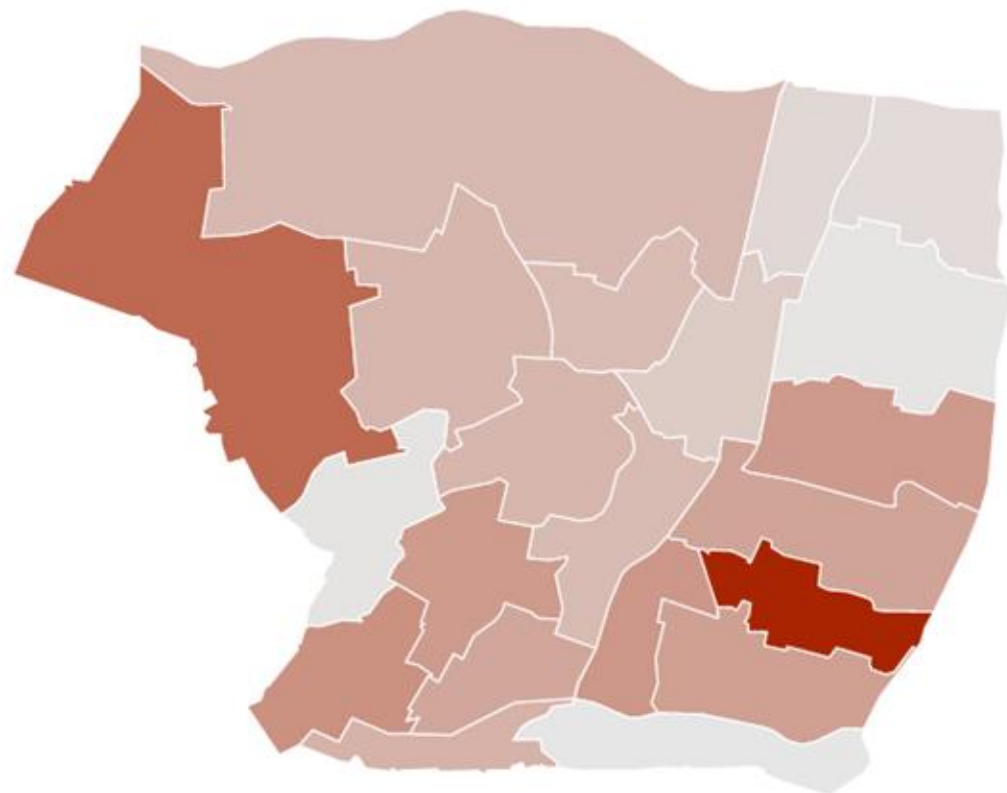
Time Period ● 14-Days ● 7-Days



Variants Map from 24/05/2021 to 06/06/2021



COVID-19 Cases Lab-Confirmed in the Previous Week (02 Jun - 08 Jun)



PHE Vaccination Data as of (08 Jun 21)

Eligible Cohort	2019 ONS Population Estimates	Dose 1	Dose 2	% Uptake 1st Dose	% Uptake 2nd Dose	Remaining Dose 1 (to Target)	Remaining Dose 2 (to Target)
16-29	58107	19861	6334	34	11	23719	37246
30-39	50740	28087	12242	55	24	9968	25813
40-49	45413	36120	24443	80	54	-2060	9617
50-54	23032	19083	15786	83	69	-1809	1488
55-59	20350	18365	16304	90	80	-3103	-1042
60-64	15451	15169	14046	98	91	-3581	-2458
65-69	12344	11662	11050	94	90	-2404	-1792
70-74	10921	10277	9911	94	91	-2086	-1720
75-79	8490	7517	7218	89	85	-1150	-851
80+ years	12809	11511	10902	90	85	-1904	-1295

178K
Total 1st Dose

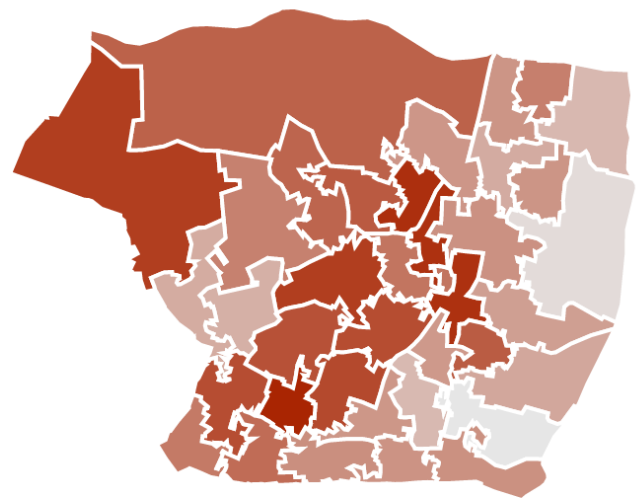
128K
Total 2nd Dose

**Latest provides the count of vaccinations administered as 1st/2nd dose on latest day (of cumulative period); Remaining to target provides the count of individuals remaining to be vaccinated of the eligible cohort to reach the recommended 75% threshold uptake.*

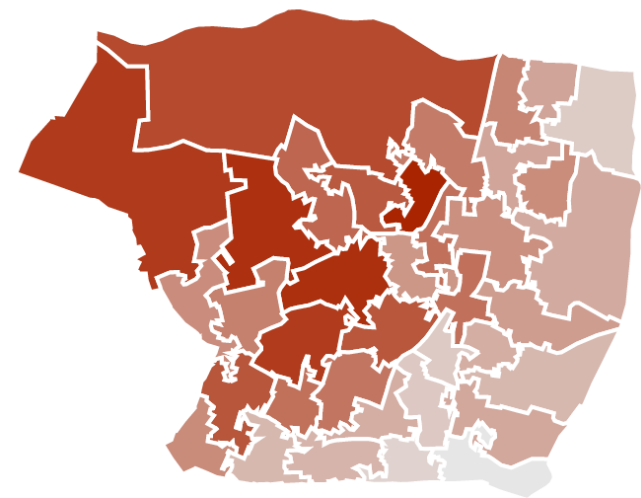
Ward

- Bowes
- Bush Hill Park
- Chase
- Cockfosters
- Edmonton Green
- Enfield Highway
- Enfield Lock
- Grange
- Highlands
- Jubilee
- Lower Edmonton
- Palmers Green
- Ponders End
- Southbury
- Southgate
- Southgate Green
- Town
- Turkey Street
- Upper Edmonton
- Winchmore Hill

% 1st Dose Uptake 65+



% 1st Dose Uptake All Eligible Cohort



% Uptake 1st Dose by Eligible Cohort

